

Motor Vehicle Registry Information Bulletin





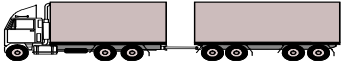


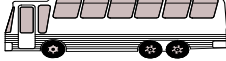

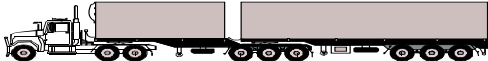


## R22 - National Heavy Vehicle Registration Charges

The National Transport Commission (NTC) is responsible for regularly reviewing the level of heavy vehicle registration charges as part of its role to improve road transport efficiency and productivity. Detailed information regarding heavy vehicle registration charges can be viewed on the NTC website, [www.ntc.gov.au](http://www.ntc.gov.au).

### Annual Fee Adjustment

The annual fee adjustment for 2011 is 2.4%. The fees for new registrations or renewals will apply as of 1 July 2011 for vehicles over 4.5 tonnes Gross Vehicle Mass (GVM) or Aggregate Trailer Mass (ATM). The following table identifies fees for selected vehicle types.

**Please note:** *The registration charges shown in the attachment do not include Motor Vehicle Accident Compensation Scheme payments (compensation contributions), stamp duty, inspection or administration fees.*

Vehicle Type	Mass GVM	July 2011 charge
	Up to 12.0t Over 12.0t	\$418 \$718
	Under 42.5t	\$718 + \$836 = \$1,554 Truck + Trailer
	Up to 16.5t Over 16.5t	\$718 \$945
	Under 42.5t Over 42.5t	\$945 + \$1,254 = \$2,199 \$6,417 + \$1,254 = \$7,671
		\$6,417 + \$1,672 = \$8,089
	Up to 20.0t Over 20.0t	\$718 \$945
	Up to 12.0t Over 12.0t	\$418 \$418
		\$2,298
		\$4,327 + \$1,419 = \$5,746
		\$7,764 + \$7,944 = \$15,708
		\$7,764 + \$3,674 = \$11,438
		\$7,764 + \$5,929 = \$13,693

**Please note:** *All heavy vehicles including trailers have an individual registration charge.*

## Multi Combination Categories

The 2007 change to the amalgamation of B-double and Road Train configurations into the new Multi Combination category continue to apply. Prime Movers nominated to operate in these categories will pay the same registration fees and are issued the new MC National Heavy Vehicle Registration Fee Code.

**Please note:** The registration charges shown in the attachment do not include Motor Vehicle Accident Compensation Scheme payments (compensation contributions), stamp duty, inspection or administration fees.

LOAD CARRYING VEHICLES – July 2011				
Vehicle Type	2 axle	3 axle	4 axle	5 axle
<b>Prime Movers</b>				
Short combination prime mover	\$1,101	\$4,327	\$4,759	\$4,759
Multi-combination prime mover	\$7,764	\$7,764	\$8,539	\$8,539


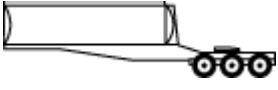



### Nominated use charges for Heavy Vehicles hauling trailers

*Nominated* use means at the time of registration, apart from buses and special purpose vehicles, the registered operator must nominate the configuration in which the vehicle will be operating.

Nominated use charges apply to prime movers and rigid trucks over 4.5 tonnes GVM which haul load carrying trailers over 4.5 tonnes ATM.

### Fee Codes for Load Carrying Trailers Greater Than 4.5 Tonnes

Load carrying trailers over 4.5 tonnes ATM have been divided into five body types. Each body type will be identified by the following new configuration or fee code.

Body Type	Fee Code	Definition
<b>SEMI TRAILER</b> 	<b>TS....</b>	Semi trailer means a trailer (including low loaders and a pole type trailer) that has – <ul style="list-style-type: none"> <li>(a) one axle group or single axle towards the rear; and</li> <li>(b) a means of attachment to a prime mover or a converter dolly that results in some of the load being imposed on the prime mover, or the converter dolly, as the case may be.</li> </ul>
<b>B-DOUBLE TRAILER</b> 	<b>TL....</b>	<b>B-double trailer</b> means a semi trailer that is nominated for use as the lead trailer in a B-double combination. <b>B-triple lead trailer</b> means a semi trailer that is nominated for use as the lead trailer in a B-triple combination. <b>B-triple middle trailer</b> means a semi trailer that is nominated for use as the second trailer in a B-triple combination.
<b>CONVERTER DOLLY / LOW LOADER DOLLY</b> 	<b>TY....</b>	<b>Converter dolly</b> means a trailer with a fifth wheel coupling designed to support a semi trailer for hauling purposes; <b>Low loader dolly</b> means a mass-distributing device that – <ul style="list-style-type: none"> <li>(a) is usually coupled between a prime mover and low loader; and</li> <li>(b) consists of a gooseneck rigid frame; and</li> <li>(c) does not directly carry any load on itself; and</li> <li>(d) is equipped with one or more axles, a kingpin and a fifth wheel coupling.</li> </ul>
<b>PIG TRAILER</b> 	<b>TP....</b>	<b>Pig trailer</b> means a trailer with one axle group or single axle near the middle of its load-carrying surface, and connected to the towing vehicle by a drawbar;
<b>DOG TRAILER</b> 	<b>TD....</b>	<b>Dog trailer</b> means a trailer with – <ul style="list-style-type: none"> <li>(a) one axle group or single axle at the front that is steered by connection to the towing vehicle by a drawbar; and</li> <li>(b) one axle group or single axle at the rear;</li> </ul>

For the purpose of this document a **B-Double trailer** means a semi trailer that is designed and constructed to carry part of the vertical mass component of another semi trailer attached to it, usually via a 5<sup>th</sup> wheel assembly.

A B-Double is a prime mover towing 2 semi trailers where the lead trailer is a **B-Double trailer**.

A B-Triple is a prime mover towing 3 semi trailers where the lead trailer is a **B-triple lead trailer** and the second trailer is a **B- Double trailer** (B-triple middle trailer).

Trailers registered in the Northern Territory will be calculated per axle according to the following table.

LOAD CARRYING TRAILERS				
	Axle group type (per axle charge (\$))			
	Single axle	Tandem axle	Tri-axle	Quad-axle and above
Trailer type				
Pig Trailer	\$418	\$418	\$418	\$418
Dog Trailer	\$418	\$418	\$418	\$418
Semi Trailer	\$418	\$418	\$473	\$473
B-Double lead trailer and B-triple lead and middle trailers	\$418	\$2,065	\$2,175	\$2,175
Converter dolly or low loader dolly	\$418	\$418	\$418	\$418

**Please note:** The above table does not include Motor Vehicle Accident Compensation Scheme payments (compensation contributions), stamp duty, inspection or administration fees.

Owners or operators of trailers used as the lead or middle trailers in a B-double or B-triple configuration are now required to nominate the trailer's usage upon first registration in the Northern Territory. This original nomination will remain the same upon subsequent registration renewals unless the Owner or Operator submits a new nomination which changes the trailers position in a configuration. If the registration is transferred to a new Owner or Operator, that person must re-nominate the trailer's usage even if it is to be used in the same configuration.

Nominations from Owners or Operators must be made on the approved application form – [R43 - B-Double Trailer Nomination for National Heavy Vehicle Registration](#).

For more information on National Heavy Vehicle Registration Charges, contact the Motor Vehicle Registry.

Contact Details	
Motor Vehicle Registry	
Telephone	1300 654 628
Facsimile	(08) 8999 3103
Email	<a href="mailto:mvr@nt.gov.au">mvr@nt.gov.au</a>
Web	<a href="http://www.mvr.nt.gov.au">www.mvr.nt.gov.au</a>
Postal Address	GPO Box 530 Darwin NT 0801