

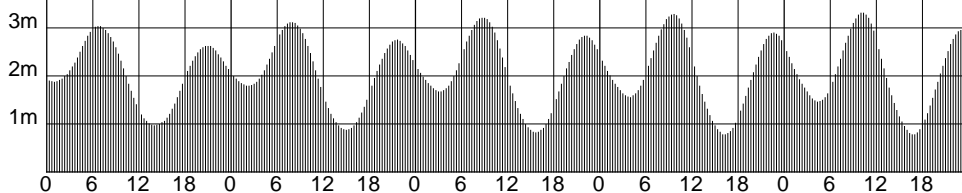
# TIDE PREDICTIONS FOR MELVILLE BAY – GOVE HARBOUR

FEBRUARY – 2011

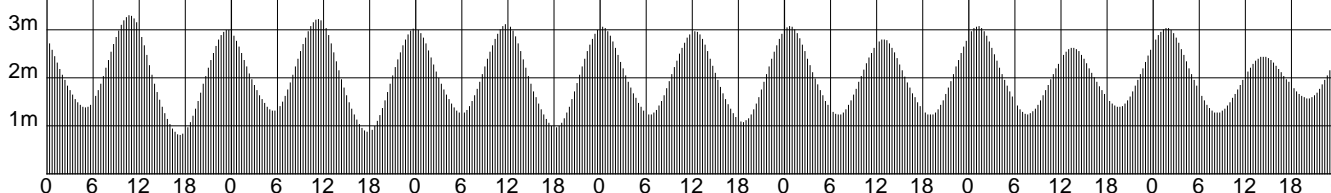
AUSTRALIAN CENTRAL STANDARD TIME

SUNDAY MONDAY TUESDAY WEDNESDAY THURSDAY FRIDAY SATURDAY

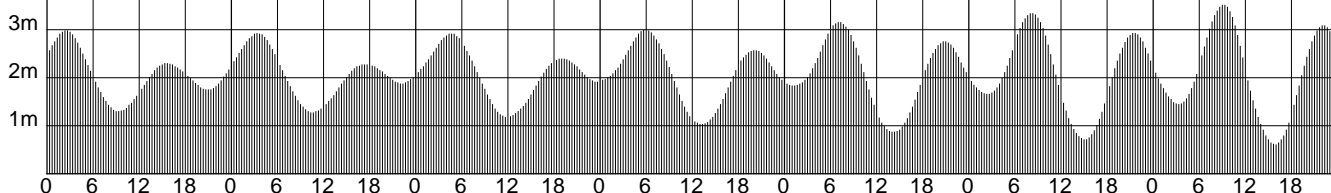
<b>1</b>	0054 1.87 0643 3.03 1405 0.96 2055 2.62	<b>2</b>	0217 1.79 0753 3.11 1458 0.87 2136 2.74	<b>3</b>	0312 1.67 0848 3.21 1540 0.81 2209 2.83	<b>4</b>	0353 1.55 0933 3.28 1616 0.78 2237 2.89	<b>5</b>	0427 1.45 1012 3.31 1648 0.77 2304 2.95
----------	--	----------	--	----------	--	----------	--	----------	--



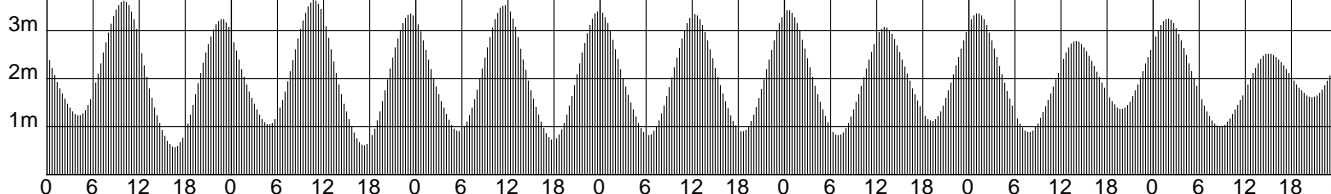
<b>6</b>	0458 1.37 1047 3.29 1717 0.80 2329 2.99	<b>7</b>	0529 1.30 1118 3.21 1745 0.86 2353 3.02	<b>8</b>	0558 1.26 1148 3.10 1811 0.96	<b>9</b>	0017 3.05 0629 1.23 1219 2.96 1836 1.07	<b>10</b>	0043 3.07 0702 1.22 1253 2.79 1902 1.22	<b>11</b>	0111 3.06 0738 1.23 1332 2.61 1932 1.38	<b>12</b>	0146 3.03 0822 1.26 1422 2.43 2008 1.56
----------	--	----------	--	----------	-------------------------------------	----------	--	-----------	--	-----------	--	-----------	--



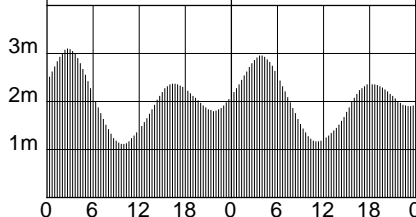
<b>13</b>	0229 2.97 0919 1.29 1536 2.29 2058 1.74	<b>14</b>	0326 2.92 1031 1.27 1725 2.27 2209 1.87	<b>15</b>	0438 2.91 1153 1.18 1904 2.39 2334 1.91	<b>16</b>	0554 2.99 1311 1.03 2007 2.56	<b>17</b>	0111 1.83 0706 3.15 1413 0.86 2053 2.75	<b>18</b>	0226 1.65 0813 3.33 1505 0.70 2133 2.93	<b>19</b>	0321 1.44 0910 3.50 1551 0.60 2210 3.09
-----------	--	-----------	--	-----------	--	-----------	-------------------------------------	-----------	--	-----------	--	-----------	--



<b>20</b>	0408 1.22 1001 3.61 1634 0.56 2245 3.23	<b>21</b>	0453 1.03 1048 3.62 1715 0.60 2319 3.34	<b>22</b>	0535 0.89 1132 3.52 1754 0.71 2353 3.40	<b>23</b>	0617 0.81 1217 3.33 1832 0.88	<b>24</b>	0029 3.42 0701 0.81 1304 3.06 1911 1.11	<b>25</b>	0109 3.36 0749 0.88 1358 2.77 1953 1.36	<b>26</b>	0154 3.24 0844 0.99 1504 2.52 2043 1.60
-----------	--	-----------	--	-----------	--	-----------	-------------------------------------	-----------	--	-----------	--	-----------	--



<b>27</b>	0247 3.09 0950 1.10 1632 2.36 2147 1.79	<b>28</b>	0352 2.95 1106 1.16 1814 2.35 2308 1.88
-----------	--	-----------	--



© Copyright: Commonwealth of Australia 2009, Bureau of Meteorology

**Disclaimer:** These tide predictions are supplied in good faith and believed to be correct.

No warranty is given in respect to errors, omissions, or suitability for any purpose.