

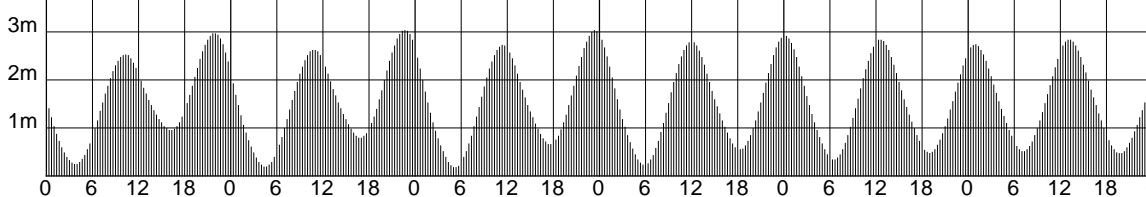
TIDE PREDICTIONS FOR MELVILLE BAY – GOVE HARBOUR

AUGUST – 2011

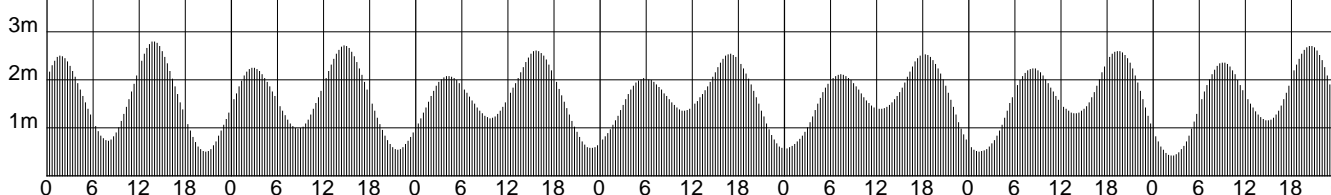
AUSTRALIAN CENTRAL STANDARD TIME

SUNDAY MONDAY TUESDAY WEDNESDAY THURSDAY FRIDAY SATURDAY

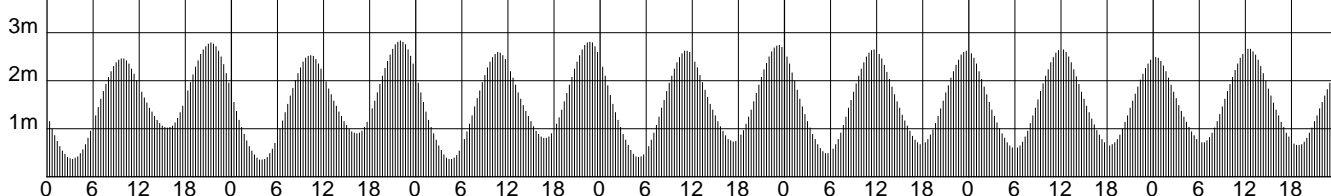
1 0348 0.24 1016 2.52 1611 0.94 2154 2.97	2 0430 0.18 1051 2.63 1653 0.79 2239 3.03	3 0512 0.17 1126 2.72 1734 0.64 2324 3.02	4 0551 0.21 1159 2.79 1815 0.54	5 0009 2.91 0631 0.32 1233 2.83 1858 0.47	6 0055 2.73 0711 0.50 1311 2.84 1944 0.46
--	--	--	---	--	--



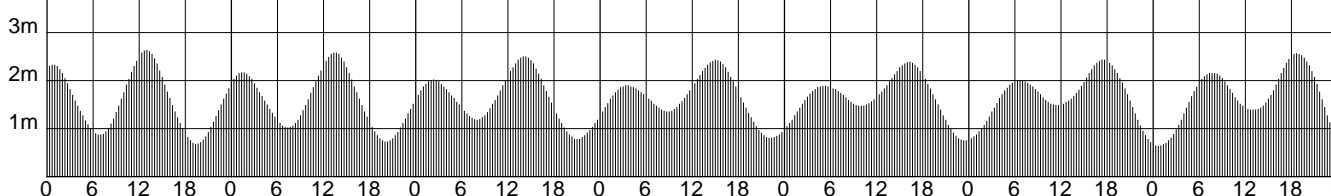
7 0147 2.49 0754 0.72 1354 2.79 2037 0.49	8 0248 2.24 0843 0.97 1444 2.70 2139 0.53	9 0411 2.06 0943 1.19 1545 2.60 2249 0.56	10 0549 2.02 1056 1.35 1655 2.53	11 0005 0.55 0718 2.10 1223 1.38 1811 2.52	12 0124 0.49 0823 2.23 1353 1.29 1927 2.59	13 0227 0.42 0909 2.36 1454 1.15 2031 2.69
--	--	--	--	---	---	---



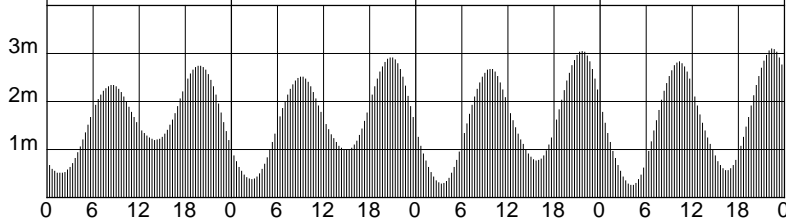
14 0317 0.36 0946 2.45 1540 1.00 2121 2.78	15 0357 0.34 1018 2.52 1617 0.89 2202 2.82	16 0432 0.35 1046 2.58 1650 0.79 2238 2.80	17 0504 0.40 1112 2.62 1720 0.72 2312 2.73	18 0533 0.48 1137 2.64 1751 0.67 2344 2.62	19 0600 0.58 1202 2.66 1821 0.64	20 0017 2.48 0626 0.71 1228 2.65 1852 0.64
---	---	---	---	---	--	---



21 0050 2.33 0653 0.85 1257 2.63 1928 0.67	22 0130 2.16 0723 1.01 1330 2.57 2009 0.72	23 0219 2.01 0758 1.18 1410 2.50 2102 0.77	24 0330 1.89 0848 1.34 1504 2.42 2211 0.80	25 0510 1.88 0957 1.46 1613 2.38 2329 0.75	26 0642 1.99 1124 1.48 1729 2.43	27 0043 0.63 0744 2.15 1259 1.38 1842 2.56
---	---	---	---	---	--	---



28 0145 0.50 0829 2.33 1408 1.19 1950 2.73	29 0238 0.37 0907 2.51 1501 0.98 2049 2.91	30 0324 0.28 0944 2.67 1547 0.76 2140 3.04	31 0409 0.25 1019 2.82 1631 0.56 2228 3.09
---	---	---	---



© Copyright: Commonwealth of Australia 2009, Bureau of Meteorology

Disclaimer: These tide predictions are supplied in good faith and believed to be correct.

No warranty is given in respect to errors, omissions, or suitability for any purpose.