

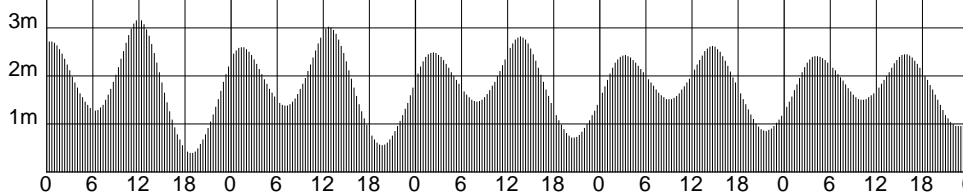
# TIDE PREDICTIONS FOR MELVILLE BAY – GOVE HARBOUR

NOVEMBER – 2011

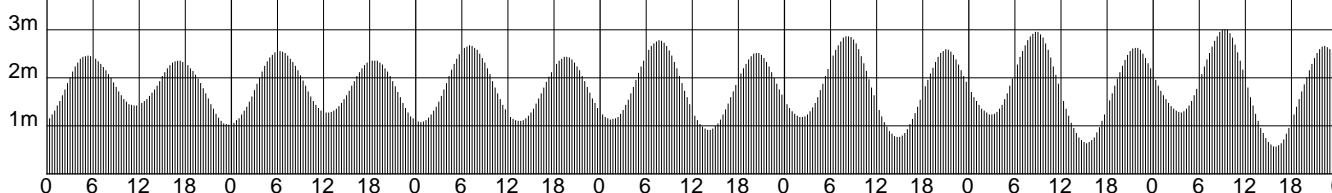
AUSTRALIAN CENTRAL STANDARD TIME

SUNDAY MONDAY TUESDAY WEDNESDAY THURSDAY FRIDAY SATURDAY

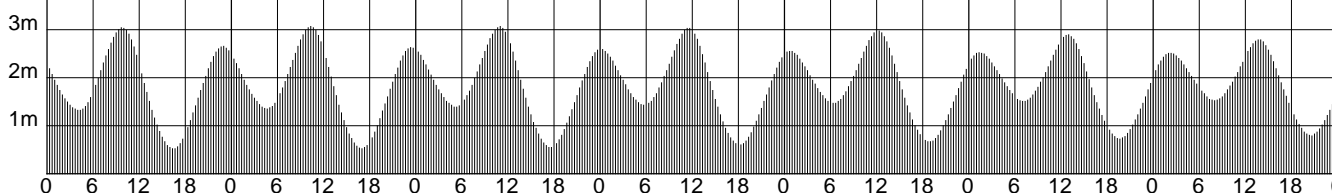
<b>1</b>	0030 2.72 0620 1.27 1159 3.17 1848 0.38	<b>2</b>	0123 2.59 0708 1.37 1247 3.01 1940 0.55	<b>3</b>	0218 2.48 0801 1.45 1339 2.81 2036 0.71	<b>4</b>	0315 2.42 0903 1.50 1439 2.61 2136 0.84	<b>5</b>	0414 2.41 1011 1.49 1546 2.45 2236 0.94
----------	--	----------	--	----------	--	----------	--	----------	--



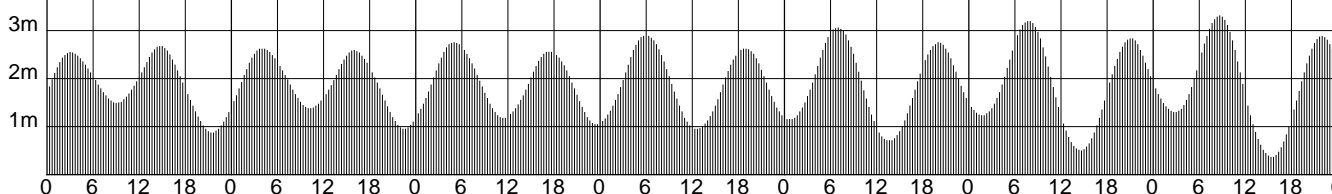
<b>6</b>	0516 2.45 1121 1.41 1705 2.35 2336 1.01	<b>7</b>	0614 2.54 1230 1.26 1833 2.35	<b>8</b>	0034 1.07 0703 2.66 1326 1.09 1937 2.43	<b>9</b>	0128 1.12 0742 2.77 1410 0.91 2024 2.51	<b>10</b>	0215 1.17 0815 2.87 1447 0.75 2105 2.58	<b>11</b>	0257 1.22 0848 2.94 1521 0.63 2142 2.63	<b>12</b>	0333 1.27 0918 3.00 1554 0.55 2218 2.65
----------	--	----------	-------------------------------------	----------	--	----------	--	-----------	--	-----------	--	-----------	--



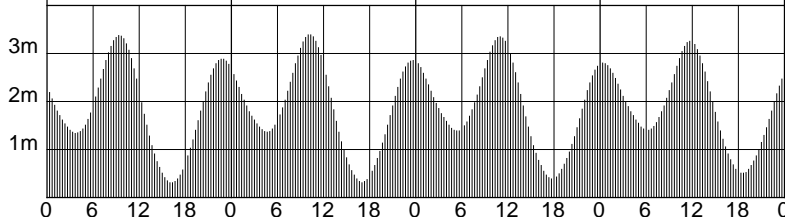
<b>13</b>	0408 1.32 0950 3.04 1627 0.52 2252 2.65	<b>14</b>	0440 1.35 1022 3.06 1659 0.52 2327 2.63	<b>15</b>	0512 1.39 1056 3.06 1734 0.55	<b>16</b>	0004 2.59 0546 1.43 1132 3.03 1810 0.59	<b>17</b>	0043 2.55 0624 1.46 1211 2.97 1851 0.65	<b>18</b>	0125 2.52 0707 1.50 1254 2.89 1938 0.72	<b>19</b>	0213 2.51 0800 1.52 1344 2.79 2031 0.79
-----------	--	-----------	--	-----------	-------------------------------------	-----------	--	-----------	--	-----------	--	-----------	--



<b>20</b>	0305 2.54 0902 1.48 1446 2.67 2129 0.87	<b>21</b>	0400 2.62 1013 1.37 1558 2.58 2230 0.95	<b>22</b>	0458 2.74 1124 1.18 1723 2.55 2332 1.04	<b>23</b>	0558 2.89 1232 0.94 1857 2.62	<b>24</b>	0036 1.14 0655 3.05 1336 0.70 2007 2.74	<b>25</b>	0145 1.23 0749 3.19 1434 0.49 2105 2.83	<b>26</b>	0251 1.29 0838 3.30 1526 0.36 2157 2.88
-----------	--	-----------	--	-----------	--	-----------	-------------------------------------	-----------	--	-----------	--	-----------	--



<b>27</b>	0348 1.33 0926 3.37 1615 0.30 2248 2.88	<b>28</b>	0439 1.36 1011 3.39 1701 0.31 2335 2.85	<b>29</b>	0525 1.38 1058 3.35 1747 0.38	<b>30</b>	0021 2.80 0609 1.40 1143 3.25 1832 0.49
-----------	--	-----------	--	-----------	-------------------------------------	-----------	--



© Copyright: Commonwealth of Australia 2009, Bureau of Meteorology

Disclaimer: These tide predictions are supplied in good faith and believed to be correct.

No warranty is given in respect to errors, omissions, or suitability for any purpose.