



Road Fatalities in the Northern Territory for the Period 01 January to 31 December 2002 Status Report

There were 55 road fatalities in the Northern Territory from 01 January to 31 December 2002 compared to 50 at the same time in 2001. The 55 deaths were a result of 40 fatal crashes compared to 43 for the same time in 2001.

40 fatal crashes:

- ◆ 13 occurred where the car ran off the road without colliding into something first.
- ◆ 10 were pedestrians struck by vehicles.
- ◆ 1 resulted from a "sideswipe".
- ◆ 2 resulted from animals struck by vehicles.
- ◆ 6 were single vehicle roll overs.
- ◆ 2 were head on collisions.
- ◆ 4 were angle collisions.
- ◆ 1 resulted from a vehicle hit by a train.
- ◆ 1 resulted from a rear end collision.

40 fatal crashes:

- ◆ 33 occurred in rural areas and 7 in urban areas.
- ◆ 28 occurred on sealed-dry roads, 8 on unsealed-dry roads, 1 on unsealed-wet road and 3 on unknown road conditions.

55 fatalities:

- ◆ 38 were males and 17 were females.
- ◆ 46 were NT residents (28 Aboriginals & 18 were non-Aboriginals), 3 were interstate visitors and 6 overseas visitors.

Of the 28 Aboriginal NT resident fatalities:

- ◆ 6 drivers – 1 was wearing a seatbelt, 3 were not and 2 unknowns.
- ◆ 13 passengers – 1 was wearing a seatbelt, 9 were not and 3 unknowns.
- ◆ 9 pedestrians.

Of the 18 non-Aboriginal NT resident fatalities:

- ◆ 7 drivers – 3 were wearing seatbelts, 3 were not and 1 unknown.
- ◆ 7 passengers – 5 were wearing seatbelts and 2 were not.
- ◆ 4 motorcyclists.

Of the 3 interstate visitor fatalities:

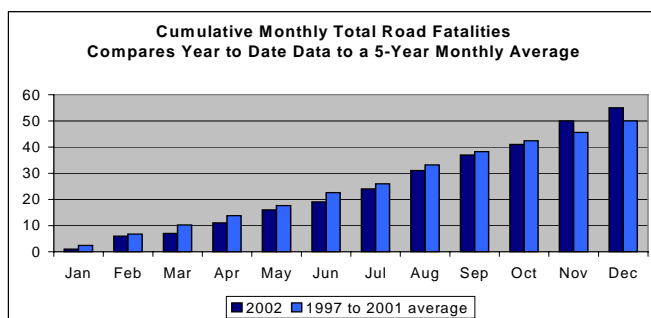
- ◆ 1 passenger - was wearing a seatbelt.
- ◆ 2 pedestrians.

Of the 6 overseas visitor fatalities:

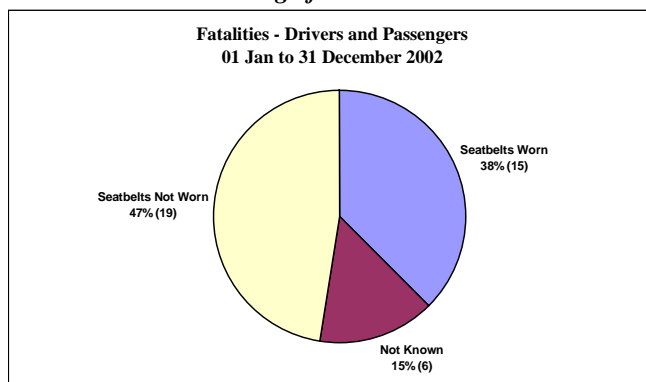
- ◆ 2 drivers - 1 was wearing a seatbelt and 1 was not.
- ◆ 4 passengers - 3 were wearing seatbelts and 1 was not.

Road Fatalities: -

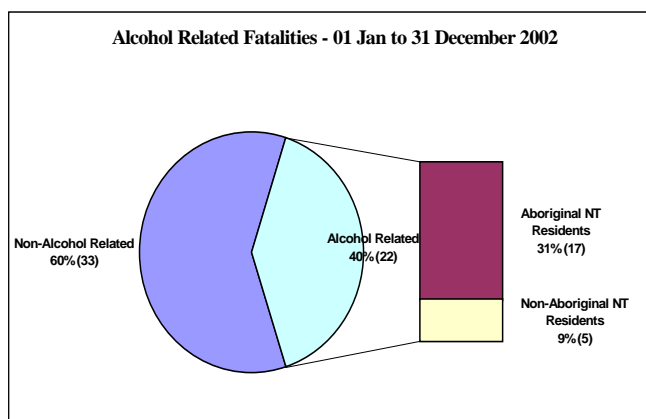
Year	NT	NT Per 100,000 Population	Australia Per 100,000 Population
2001	50	25.3	9.06
2000	51	26.2	9.49
1999	49	25.4	9.28



Non-Wearing of Seatbelt Fatalities



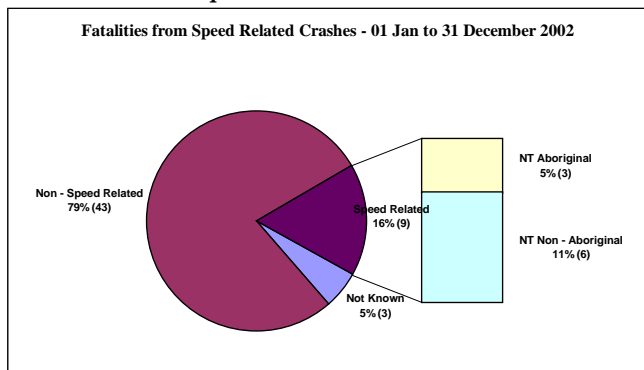
Alcohol Related Fatalities





Road Fatalities in the Northern Territory for the Period 01 January to 31 December 2002 Status Report

Speed Related Fatalities



Heavy Vehicles Involved Crashes 01 Jan to 31 December 2002	Driver Not Wearing Seatbelt	Driver BAC > 0	Speed Related	Fatigue Related
Fatal	0	0	0	0
Serious Injury	0	0	0	0
Minor Injury	0	0	0	0
Non-injury	1	0	1	0
Total	1	0	1	0

01 Jan to 31 December 2002

Highest Injury Level Crashes	Bus & Coach		Rigid Truck > 4.5 GVM		Articulated Vehicle (Semi)		Road Train (Double)		Road Train (Triple)		Total
	NT	Int.	NT	Int.	NT	Int.	NT	Int.	NT	Int.	
Fatal	1		2				2		1		6
Serious	1		5	1	1						8
Minor	4		6	1			3		4	3	21
Non-injury	18		26	6	3	1	2	1	9	5	71
Total	24		47		5		8		22		106

Note: Int. = Interstate

Annual Fatality Statistics

Year	1998	1999	2000	2001	2002
Aboriginal NT Residents	28	17	18	24	28
Non - Aboriginal NT Residents	25	24	23	12	18
Interstate visitors	6	4	3	5	3
Overseas visitors	10	4	7	9	6
Total	69	49	51	50	55

Highest Injury Level Crashes	12 months to 31 December 2001		12 months to 31 December 2002		% Change	
	NT	Int.	NT	Int.	NT	Int.
Fatal	2	0	5	0	150.0%	0.0%
Serious	8	4	6	1	-25.0%	-75.0%
Minor	11	5	13	4	18.2%	-20.0%
Non-injury	56	13	40	13	-28.6%	0.0%
Total	99		82		-17.2%	

	12 months to 31 December 2001	12 months to 31 December 2002	% Change
Total Fatalities	50	55	10.0%
Total Injuries	1215	927	-23.7%
Total Fatal Crashes	43	40	-7.0%
Total Injury Crashes	843	628	-25.5%
Total Non-injury Crashes	1668	1271	-23.8%
Seatbelt not Worn			
Fatalities	22	19	-13.6%
Injuries	65	49	-24.6%
Speed- Related			
Fatal Crashes	4	8	100.0%
Injury Crashes	88	60	-31.8%
Non-injury Crashes	116	83	-28.4%
Alcohol-Related			
Fatal Crashes	18	17	-5.6%
Injury Crashes	93	61	-34.4%
Non-injury Crashes	94	79	-16.0%

Accidents within the last four (4) weeks may not be reflected in the Vehicle Accident Database

This report is produced using the Vehicle Accident Database. Information is correct as at 31 December 2002.

Contact Officers

Graham Kwong Research /Project Officer, tel: 89247147
Don Shean, VADB Manager, tel: 89247352

Vehicle Crashes Involving Heavy Vehicles:

