

Road Transport Division

Northern Territory Taxi Requirements and In-Service Maintenance Standards

The principal purpose of this document is to detail the minimum acceptable vehicle, technical, comfort and aesthetic standards applicable to prospective and in-service taxis.

Introduction

This document is intended for use by Owners / Operators of Taxis, Transport Inspectors, Commercial Passenger Vehicle Inspectors, and approved Authorised Inspectors, and has been approved as the approved standards for taxis for the purposes of regulation 4A of the *Taxi Regulations* and for the purposes of Section 20 (6) of the *Commercial Passenger (Road) Transport Act*.

CP(R)T Act

20(6) It is a condition of a taxi licence that the taxi endorsed on the licence is used as a taxi and is maintained to the approved standard.

Taxi Regulations

4A. Maintenance

- (1) The operator of a taxi must ensure that the taxi is properly and regularly maintained.*
- (2) If the Registrar of Motor Vehicles specifies minimum maintenance that is to be carried out on a taxi, the operator of a taxi must ensure that maintenance carried out on the taxi is in accordance with that specified.*

Taxis operating in the NT must ensure they continue to comply with this standard at all times. They must also be serviced and maintained in line with the vehicle manufacturer's recommended periodic maintenance schedule, and comply with all applicable Australian Design Rules (ADRs) and roadworthy standards.

Many of the comfort and aesthetic standards require subjective assessment and precedents have been established over many years. Where such an item on an existing taxi does not apparently meet the subjective criteria provided, comparison should be made with other previously accepted taxis and the item only deemed not to comply if clearly different. Refer to definitions for an example.

Simon Saunders

Registrar of Motor Vehicles

Delegate of the Director of Commercial Passenger (Road) Transport.

Contents

Section	Page
1 Definitions	3
2 Vehicle Type and Colour.....	4
3 Vehicle Age Requirements.....	4
4 Inspection Requirements	4
5 Equipment.....	5
6 Exterior.....	5
7 Interior.....	6
8 Luggage Compartment	7
9 Accessories and Modifications.....	7
10 Ride Quality and Comfort.....	7
11 Additional Requirements for Multiple Purpose Taxis.....	8
12 Additional Requirements for Private Usage and Substitute Taxis	9
ATTACHMENT A (Taxi roof sign and tariff lights)	11
ATTACHMENT B (Advertising)	12
ATTACHMENT C (Taximeters, radios and dispatchers)	14

1 Definitions

ADR – the Australian Design Rules for road vehicles.

CP(R)T Act – Commercial Passenger (Road) Transport Act

CRA – Child Restraint Anchorage

Decal – a decorative sticker, which can be attached to a vehicle:

- (a) directly; or
- (b) via a magnetic backing.

Director – the Director of Commercial Passenger (Road) Transport.

High Occupancy Vehicle (HOV) – an approved Taxi that is equipped or constructed to carry six or more passengers.

Multiple Purpose Taxi (MPT) – an approved motor vehicle operating as a taxi with provision to carry and secure one or more wheelchairs and restrain an occupant seated in a wheelchair.

MVR – the Northern Territory Motor Vehicle Registry.

Operate – in relation to a commercial passenger vehicle, means –

- (a) to drive or use; or
- (b) to cause or employ another person to drive or use,

that vehicle to carry passengers for hire or reward, otherwise than only in the capacity of an employee or volunteer.

Peak Period Taxi – an approved motor vehicle operating as a taxi only during specified hours or days.

Regulations – the Taxis Regulations under the *CP(R)TA*

Subjective Assessment for the purpose of Comfort & Aesthetic Standards – means there is some discretion given to a person who is inspecting the vehicle, to make allowances for the area of operation and / or the remaining life of the vehicle.

Substitute Taxi – an approved motor vehicle licensed and fitted out as a taxi and operated as a taxi during those periods when the taxi is being serviced, maintained or repaired or is for any other reason unavailable for use as a taxi.

SUTI – a Single Uniform Type Inspection. This is the inspection required for a vehicle to pass to be eligible to become a taxi.

Taxi – an approved motor vehicle, which is equipped or constructed to carry not more than 11 passengers, * is fitted with an approved taximeter and is to be used for the purpose of:

- standing or plying for hire; and
- carrying passengers for hire or reward, including responding to “ad hoc hailing” and pre-booked journeys.
- *Unless the vehicle is exempted to carry not more than 15 passengers.

Taximeter – a mechanical, electrical or electronic instrument approved by the Registrar which records and displays information about taxi fares and hiring charges. Refer to Schedule 2 of the Regulations for the “*Requirements for Taximeters*”.

Wheel Trim – means any item that covers part of or the entire wheel and includes hub caps.

2 Vehicle Type and Colour

2.1) Vehicle Type

The vehicle must be of a type and colour that has been approved by the Director and meets the intent of all relevant ADRs. The vehicle must be fitted with a minimum of one Child Restraint Anchorage Point that meets the applicable requirements of the latest version of the Australian Design Rules (ADR 34).

For vehicle types (make & model) to be approved for use as a taxi in the NT they must first be assessed for compliance with the intent of all applicable taxi requirements and ADRs. This assessment is termed a Single Uniform Type Inspection (SUTI), and involves checking the vehicle's interior and access dimensions to a consistent national standard. SUTIs are carried out by Motor Vehicle Registry staff, on various makes and models of vehicles either when new models are released or on request by taxi owners or operators.

2.2) Vehicle Colour

The approved standard colour for taxis in the NT is white.

Networks may apply to the Director for approval of a specific alternative network colour. If approved all vehicles operating within the network must be painted the approved colour or be white.

Any resprayed vehicle (to change vehicle colour) must have the colour applied to all painted surfaces of the body commonly visible to the customer, including door seal areas but not including under the bonnet or inside the boot.

3 Vehicle Age Requirements

3.1) Entry Maximum Age

A vehicle registered for the first time as a taxi (excluding MPTs) must not be older than 4 years of age from the date of manufacture as indicated on the vehicle Compliance Plate.

3.2) In-service Maximum Age

Any in-service taxi must not be older than 6 years of age from the date of manufacture as indicated on the vehicle Compliance Plate.

3.3) Entry and in-service Maximum Age (MPT)

There is no maximum age limit on entry for an MPT other than the in-service maximum age which is, an MPT must not be older than 8 years of age from the date of manufacture as indicated on the vehicle Compliance Plate.

4 Inspection Requirements

All in-service taxis must be inspected at an interval, not exceeding 6 months, by a person authorised to perform such inspections. *Note: Refer to MVR for details of current inspection arrangements.*

5 Equipment

All taxis must comply with the following equipment requirements. The equipment detailed must be fitted to all taxis and be maintained in a serviceable condition at all times:

- 5.1) An approved taximeter that complies with the requirements of the Regulations and installed to comply with the requirements in *Attachment C*.
- 5.2) A taxi roof sign and tariff lights that when illuminated are clearly visible at a distance of 20 meters in clear daylight conditions and comply with the requirements of the Regulations, refer *Attachment A*.
- 5.3) A plate or decal indicating the taxi registration number must be affixed in a conspicuous position inside the vehicle and if necessary a second plate or decal is to be fitted in a manner that at least one plate or decal is clearly visible from all passenger-seating positions. The plate or decal is to have white lettering on a black background with lettering at least 15mm high*.
- 5.4) The driver's identification card must be displayed in a conspicuous position close to the centre of the dashboard inside the vehicle, and must be clearly visible from all passenger-seating positions. Refer to Figure 4 of these standards. Should it not be practical to place the ID card in the position shown, contact the MVR test shed or weighbridge for further advice.
- 5.5) Signage indicating the vehicle's licensed passenger carrying capacity must be affixed in a conspicuous position inside the vehicle. The sign is to have white lettering on a black background with characters at least 15mm high* and is to display the following information:

Licensed to Carry ____ Passengers

* Existing sign dimensions will be acceptable, however the new dimensions will apply when a sign is replaced or a vehicle is presented for initial inspection.

- 5.6) A current tariff label must be affixed to the inside of the left side of the windscreen (outside of the field of view of the driver), the tariff label must be applicable for the taxi area that the vehicle is licensed to operate in.
- 5.7) A current vehicle inspection record label that has been supplied by the Registrar of Motor Vehicles must be affixed to the inside of the left side of the windscreen. (outside of the field of view of the driver) and outside of any tint band. A fire extinguisher must be fitted, which has been certified within the past 12 months, and is fully charged and meets the requirements of Australian Standard AS2444. It shall be securely mounted and not be a hazard or cause annoyance to the vehicle occupants. It must be easily accessible and must not be obscured.
- 5.8) An inflated roadworthy spare tyre/wheel assembly and a minimum of the tyre changing equipment and tools supplied by the vehicle manufacturer must be fitted and secured to the vehicle.
- 5.9) Must be fitted with a minimum of one Child Restraint Anchorage Point.

6 Exterior

- 6.1) Company decals indicating the name or trademark of the network must be fitted to both sides of the vehicle exterior if the taxi is operating as part of an approved communications or dispatch network. Only one network may be displayed on the vehicle.
- 6.2) Use of company stickers/decals is only permitted for the purpose of advertising hence only one sticker will be allowed within the close proximity of another, eg: multiple use for the purpose of covering cosmetic deficiencies will **NOT** be allowed.

- 6.3) All vehicle exterior body panels must be in a sound condition correctly aligned, free of dents, scratches, accident damage, corrosion and dirt. Where the vehicle sustains such accident damage, the vehicle is to be presented to a Transport Inspector at any MVR Test Shed or Weighbridge no longer than 24-hours or the first working day after the accident for assessment.
- 6.4) All exterior paintwork must be of a similar colour and lustre, and must also be free of scratches, chips, blemishes and dirt.
- 6.5) All exterior signage, network identification decals and any advertising decals must not be damaged, peeling, missing, faded or deteriorated.
- 6.6) All third party advertising displayed on a taxi must meet the requirements as specified in *Attachment B*.
- 6.7) All exterior fittings and accessories must be in an undamaged, sound condition and correctly secured. Body mouldings and mud flaps must be correctly aligned and secured.
- 6.8) All vehicle glazing must comply with the relevant ADRs, be free of excessive chips, scratches, cracks or other blemishes. Any window tint film fitted must comply with the NT standard and must not be scratched, bubbled, peeling or deteriorated in any way. All glazing must be free of dirt and where applicable must operate as originally designed.
- 6.9) All doors are to be correctly aligned, are to open and close without undue effort or noise. Hinges, catches and check links must not be excessively worn. All door seals must be correctly secured and undamaged.
- 6.10) Bumper bars are to be securely attached, correctly aligned and free of dents, scratches, accident damage and dirt.
- 6.11) Wheels and wheel trims must be of a type that are fitted as standard equipment, or a manufacturer's option for the make / model of the vehicle. All wheels (other than alloy wheels) must be fitted with matching wheel trims, which cover the wheel to the same extent as a standard wheel trim. Wheel rims and trims must be maintained in an undamaged and clean condition.
- 6.12) Tyres must conform to the placard tyre list affixed to the vehicle and be maintained in a roadworthy condition. Retread Tyres are acceptable for use on a taxi, including the spare wheel. However the speed rating of the remanufacture must be adhered to.
- 6.13) All mechanical components that contain fluids must be maintained to prevent leaking fluid onto the road surface.
- 6.14) A Peak Period Taxi must display the words PEAK TAXI, a minimum 100mm in height with black characters on white background in Arial font on both sides of the taxi.

7 Interior

- 7.1) All vehicle interior surfaces including seats, head rests, floor coverings, trims and seatbelts are to be in a sound and clean condition, free of dirt, stains and damage. Original seat and head rest coverings (if not fitted with removable covers) and any removable seat and head rest covers fitted, are to be non-absorbent.
- 7.2) All interior lighting (dome and courtesy lights) must be operational as originally designed. The fitment of interior novelty lighting or the carriage of ornaments in the vehicle is prohibited eg: on the dash, interior mirror, rear parcel shelf etc.
- 7.3) All taxis must have a factory fitted air conditioning system installed in the vehicle. The air conditioning, heating and ventilation system must operate as originally designed and deliver sufficient quantities of cool or warm air to maintain acceptable cabin temperatures for passenger comfort.

- 7.4) All interior fittings and accessories must be in an undamaged sound condition. All seats (including the drivers seat), with particular reference to seat cushions (the part a person sits on), must provide adequate support as originally designed.
- 7.5) The interior cabin space of the vehicle must be maintained in a clean and tidy condition, free of rubbish, loose objects and odours.

Note:

Any vehicle equipped with factory fitted airbag safety devices is to be free of stickers or any decal plates which may affect operation of the airbags.

8 Luggage Compartment

- 8.1) The luggage compartment must be in a sound condition, free of dirt, stains and damage. The boot lid seal must be correctly secured, aligned and not be damaged.
- 8.2) The spare wheel assembly, tools and equipment must be correctly located, secured and covered in line with the vehicle manufacturer's requirements. If a spare wheel is relocated as a result of an approved vehicle modification such as the fitting of an LPG system or a lift / hoist mechanism for wheelchair access, the wheel must be adequately secured and also covered in a material that matches the vehicle trim.
- 8.3) All station wagon vehicles must be fitted with a cargo barrier that meets the requirements of Australian Standard AS/NZS 4034. The barrier installation must at all times comply with the manufacturer's requirements.

9 Accessories and Modifications

- 9.1) Tow bars, bull bars, driving lights and any non-safety related vehicle accessory / option must not be fitted unless approved by the Regional Senior Transport Inspector.
- 9.2) Any approved accessory fitted must be maintained in a sound condition, at all times meeting the manufacturer's or approved installation requirements.
- 9.3) Two-way radios, dispatchers, and mobile phones may be installed in accordance with the requirements in Attachment C.
- 9.4) Any aftermarket DVD players may be installed providing the screens that are in the view of the driver do not display any images, other than geographic or vehicle data information, once the vehicle is in motion. The installation must comply with the requirements of the ADRs and ARRs.
(Other legislative requirements that may apply to the content of material being viewed must be complied with.)
- 9.5) The fitment of alternative wheels and tyres including Magnesium Alloy Rims (mags) is permitted provided they meet the specifications detailed on the vehicle's Wheel/Tyre Placard including width, diameter, aspect ratio, load and speed rating.

Note:

Any person authorised to inspect taxis may instruct the operator to remove or modify any accessory that has been fitted without prior written approval.

10 Ride Quality and Comfort

The vehicle's ride quality and comfort must be maintained to an acceptable standard without excessive vibrations, squeaks, rattles and noises from the vehicle's steering, suspension, drive line or body.

11 Additional Requirements for Multiple-Purpose Taxis

11.1) Background

Multiple Purpose Taxis or Wheelchair Accessible Taxis (MPTs) are vehicles that have been modified for the purpose of the carriage of persons in wheelchairs. The specialised equipment installed for this purpose, such as lift or hoist mechanisms, wheelchair restraint systems and foldaway seats, require certification to relevant Australian Standards and ADRs. MPTs must be able to carry at least four (4) passengers in addition to a passenger in a wheelchair.

11.2) Equipment

All MPTs must be fitted with the following additional equipment, which must be maintained in a serviceable condition and at all times comply with the manufacturers or approved installation requirements;

- 11.2.1) A second plate or decal indicating the taxi registration number must be affixed in a conspicuous position inside the vehicle, which is clearly visible to passengers sitting in any wheelchair position. The plate or decal dimensions must comply with the requirements as set out in section 5.3.
- 11.2.2) The wheelchair occupant allocated clear-space must comply with the requirements outlined in the Commonwealth Disability Standards for Accessible Public Transport 2002 (as amended).
- 11.2.3) The MPT must have a wheelchair hoist or lift mechanism that does not obstruct any passenger access and has been manufactured and installed to comply with the requirements of Australian/New Zealand Standard AS/NZS.3856.2 (Hoist and ramps for people with disabilities - vehicle mounted).
- 11.2.4) For any MPT, the international symbol for accessibility must be clearly visible at each accessible boarding point and on the front of the vehicle. The symbols must comply with AS1428.1 clause 14.2 and 14.3.



- 11.2.5) All vehicles first registered as an MPT in the NT on or after 1 September 2007 must be fitted with at least one child restraint anchorage point in at least one rear seating position that meets the applicable requirements of the latest version of the Australian Design Rules (ADR 34).
- 11.2.6) All vehicles first registered as an MPT in the NT on or after 1 November 2009 must be fitted with a wheelchair and occupant restraint system that complies with the requirements of Australian/New Zealand Standard (AS/NZS) 10542.1:2009 (Technical systems and aids for disabled or handicapped persons - Wheelchair tiedown and occupant-restraint systems - Requirements and test methods for all systems), which has been installed in accordance with specifications and guidelines issued by the restraint manufacturer.

- 11.2.7) Vehicles first registered as an MPT in the NT prior to 1 November 2009 must be fitted with a wheelchair and occupant restraint system that continues to comply with the applicable Australian Standard in force at that time, or a later Standard, which has been installed in accordance with specifications and guidelines issued by the restraint manufacturer.
- 11.2.8) Signage indicating the correct method of use for the wheelchair restraint system fitted (as outlined in the applicable Australian Standard in force at the time of first registration as an MPT, or a later Standard) must be displayed in a conspicuous position inside the vehicle, clearly visible to passengers using wheelchairs.

11.3) Modified Components

The installation of the equipment listed in 11.2 and any vehicle modifications require individual approval. Modifications that effect the vehicle's compliance to ADRs will require:

- 11.3.1) For Factory new vehicles:
Second stage manufacturer's approval and the fitting of a second compliance plate to the vehicle.
- 11.3.2) For In-service vehicles:
Engineering certification describing all the vehicle modifications and affected ADRs, and contain detail of how continued compliance with the ADRs is maintained.

Note:

Any vehicle components modified, as a result of the vehicle's conversion to an MPT or modified components in any taxi, must still comply with the intent of all relevant ADRs. This includes ADR-compliant CRA point.

- 11.3.3) Doors and emergency exits must not be obstructed and must be capable of being opened or operated from both the inside and outside of the vehicle.
- 11.3.4) Any additional or modified seats and/or seat belts must be fitted and certified as complying with applicable ADRs and National Codes of Practice. Any folding seats must continue to operate as originally designed.

12 Additional Requirements for Private Usage and Substitute Taxis

12.1) Private Usage

A standard taxi, MPT, PPT or substitute taxi is permitted to be used as a private vehicle (that is for personal use) when it is not being used, or available for hire or reward, provided that the taxi roof sign (taxi dome) is totally covered.

12.2) Substitute Taxi

A standard substitute taxi must comply with all of the requirements for a standard taxi. An MPT substitute taxi must comply with all of the requirements for a standard MPT. A PPT substitute taxi must comply with all of the requirements for a Peak Period Taxi.

12.3) Number Plates

All substitute taxis will be issued with number plates prefixed with the word "SUB" followed by three numerals.

Example



All taxis are issued with one taxi identifier plate that will be displayed on the substitute taxi when being used as the taxi.

Standard Taxi Identifier Plate



MPT Taxi Identifier Plate



The taxi identifier plate will be securely attached to the **REAR** number plate and located over the word SUB on the substitute number plate.

Example



ATTACHMENT A

A Taxi roof sign and tariff lights

A.1) Taxi roof signs (taxi dome) must meet the following requirements:

- A.1.1) The taxi roof sign must be centrally mounted on the forward part of the roof, see *Figure 1*, and be secured to withstand a horizontal force equivalent to 20 times its mass.
- A.1.2) The word "TAXI" to indicate the vehicle is a taxi, is displayed to the front of the vehicle
- A.1.3) Be capable of being illuminated by at least one enclosed lamp showing white light only to the front of the vehicle and be clearly visible at a distance of 20 meters in clear daylight conditions when illuminated.
- A.1.3) The sign shall only be capable of being illuminated when the vehicle is not engaged on a hiring, ie when the taximeter is in the disengaged position and the taxi is carrying no passengers.
- A.1.4) The taxi dome must not advertise any other network other than the network displayed on the company decal.

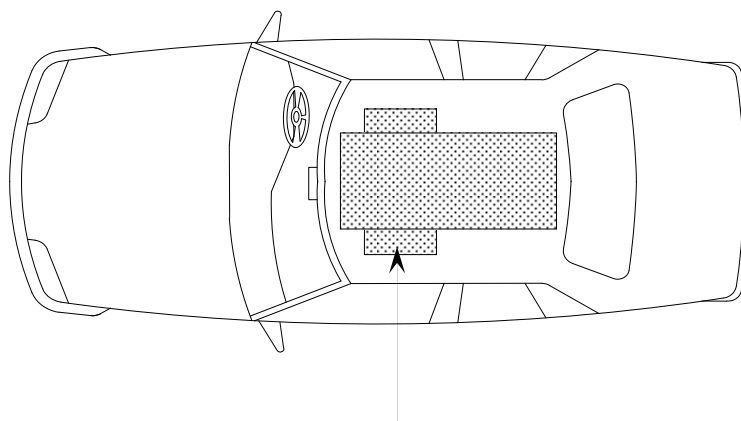
A.2) Tariff lights must meet the following requirements:

The taxi roof sign must have a pair of amber tariff lights mounted symmetrically on either side of the dome. When illuminated the lights must be clearly visible at a distance of 20 meters in clear daylight conditions from the front and rear of the vehicle.

The tariff lights must only be illuminated as follows:

- A.2.1) Both lights must be illuminated when the taximeter is operating on tariff rate one (1),
- A.2.2) Right hand light only must be illuminated when the taximeter is operating on tariff two (2); and
- A.2.3) Left hand light only must be illuminated when the taximeter is operating on tariffs five or six. (5 or 6)

Figure 1



Area where taxi roof sign (taxi dome) is to be fitted

ATTACHMENT B

B Advertising

The Regulations require all advertisements displayed on taxis to be approved by the Director. The requirements as listed in this attachment have been approved as the taxi advertising standards in the NT. Advertisements that meet all the requirements as listed below shall be deemed to be approved by the Director. Any advertising outside these requirements requires individual approval.

Note:

For the purpose of this requirement “advertising” means:

Any third party advertisements excluding network decals. Statements or representations of any kind displayed on a taxi, such as lettering, maps, plans, drawings or pictorial images and includes bumper stickers.

- B.1) A taxi may only display advertisements for a maximum of 2 separate organisations.
- B.2) A maximum of any TWO of the four areas of a vehicle as detailed below in *Figure 2*, may display advertisements.
- B.3) Only one advertisement per area is permitted with the exception of Area 5.

Note:

A sticker is considered advertising irrespective of the size.

Area 1 - Both sides of an accessory roof sign (Ad-A-Cab type).

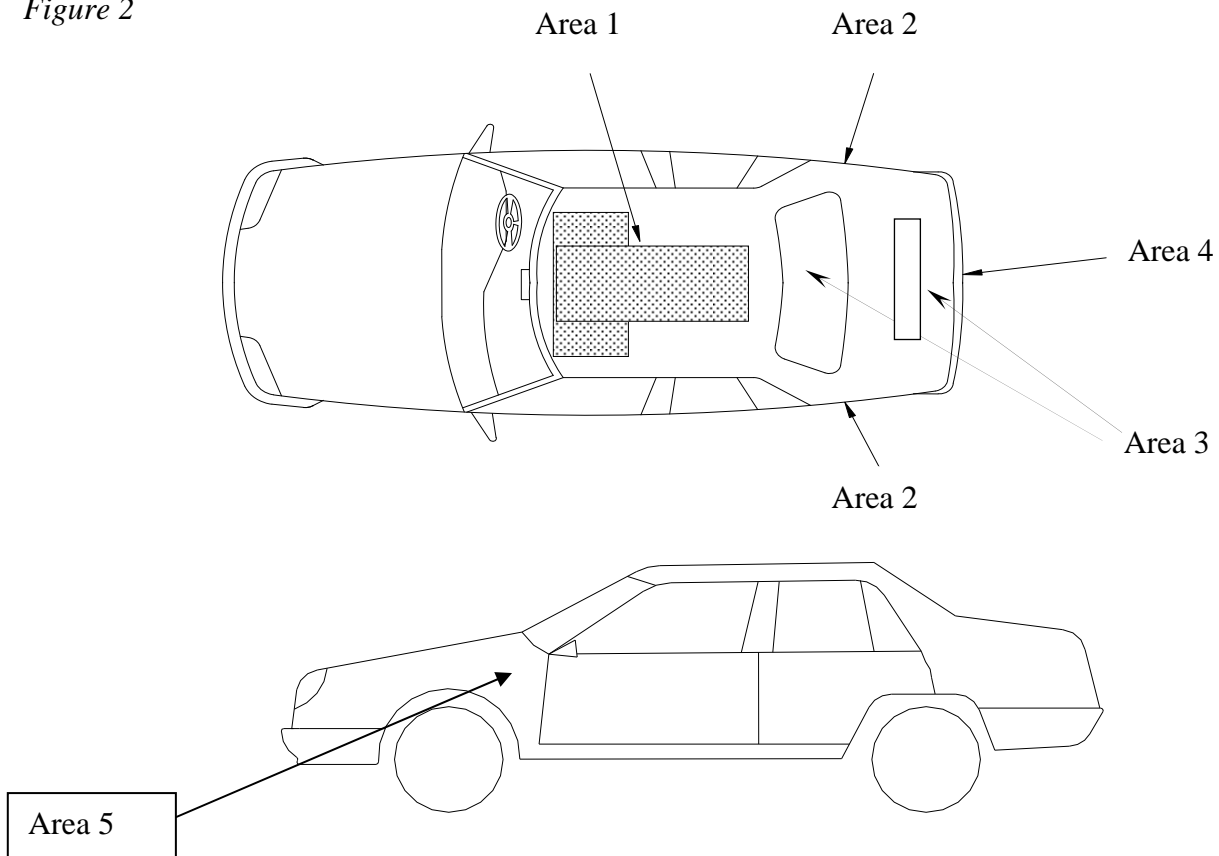
Area 2 - The sides of both rear quarter panels.

Area 3 - The rear window or boot mounted advertising pod

Area 4 - Rear of the boot. *Note the rear bumper is part of this area.*

Area 5 – Front quarter panel (for payment options)

Figure 2



- B.3) Advertisements may be applied directly to the rear of the boot or rear quarter panels of the vehicle. Alternatively they may be applied to a mesh screen affixed to the rear window or a suitable roof mounted display unit.
- B.4) Rear windows fitted with mesh screens must not obscure the centre high mount brake lamp and have a minimum total light transmittance through the combined window and screen of 35%.
- B.5) Roof mounted display units, if fitted, must be mounted centrally on the roof, be of sound construction and be secured to withstand a horizontal force equivalent to 20 times its mass.
- B.6) Boot mounted display units, if fitted, must be mounted centrally on the boot, there must be no sharp edges or protrusions, be of sound construction, be secured to withstand a horizontal force equivalent to 20 times its mass and must not obscure the centre high mount brake light.
- B.7) Advertisements displayed must be static and must not be reflective (eg mirror like reflection). Retro reflective material may be acceptable subject to the size, design and layout of the advertisement.
For more information on Retro reflective materials refer to AS1906.1
- B.8) The wording and any pictorial images represented must not be offensive, ambiguous or otherwise inappropriate ie have a racial, religious or ethnic overtone.

Note:

The Director may instruct the operator to remove any advertising that does not comply with the above.

ATTACHMENT C

C Taximeters, two-way radios, dispatchers and EFTPOS Machines

Regulations require all taxis to be fitted with an approved taximeter meeting the requirements of Schedule 2 of the Regulations. Taxis may also have communication equipment installed such as two-way radios, dispatchers and mobile phones.

Any of the above equipment must be fitted in accordance with the general installation requirements which are intended to ensure occupant safety, ease of driver visibility and operation, and also passenger visibility, if applicable.

C.1) General installation requirements

Installations must not degrade the energy absorption requirements of instrument panels designed to comply with ADR requirements.

- C.1.1) Controls must be accessible to the driver when seated in the normal driving position and must not be located within the passengers' seating area where they, or their operation, may cause annoyance to passengers. Particular consideration is needed in vehicles with provision for centre front seat passengers.
- C.1.2) Installations must not protrude past the rearmost edge of the dashboard as shown in *Figure 3*, and must not be located in a position that is likely to cause injury as a result of an accident.
- C.1.3) Installations must not involve removal of impact protection materials or the cutting of instrument panel structural members, and must not interfere with or replace interior ventilation (heating or cooling) ducting or vents.
- C.1.4) Dispatchers must be mounted as high as is reasonably possible to minimise eye diversion when driving and should be mounted ahead of and to the right side of the steering column, provided the unit does not protrude into the driver's field of view.

C.2) Taximeters must:

- C.2.1) Be mounted as high as is reasonably possible in the centre instrument panel or roof line with the longitudinal centre line of the fare display within 200mm of a longitudinal vertical plane through the centre of the taxi as shown in *Figure 4*.
- C.2.2) Installed and illuminated so that the hiring charges displayed can be readily seen by all forward facing occupants.
- C.2.3) Be constructed and installed to provide for sealing such that without breaking any seal it is not possible to:
 - remove any part of the taximeter;
 - remove any input or control connection to the taximeter; or
 - make any unapproved adjustments to meter hiring or operation rates.
- C.2.4) Not have any switch in any external circuit for the taximeter, tariff lights or dome light and must have the primary power fuse external to the driver's compartment ie the wiring between the taximeter and the tariff lights must be continuous and permanently joined.

Figure 3




Figure 4

